



Fuente LPV-100



Fuente de alimentación de 100W para exteriores especialmente diseñada para tiras LED.

Características

- Diseño de voltaje constante
- Entrada Universal AC / Full Range.
- Resiste una entrada de sobretensión de 300VAC durante 5 segundos.
- Protecciones: Cortocircuito / Sobrecarga / Sobretensión.
- Enfriamiento por convección de aire libre.
- Totalmente encapsulado, con nivel IP67.
- Caja de plástico con aislamiento completo.
- Permiso LPS.
- Bajo coste y alta fiabilidad.
- Testado de quemado a 100% de carga.
- 2 años de garantía.
- Certificaciones: IP67 R-41027766 (for 12V,24V only) us EAC CE



Producto de la firma:

Aplicación

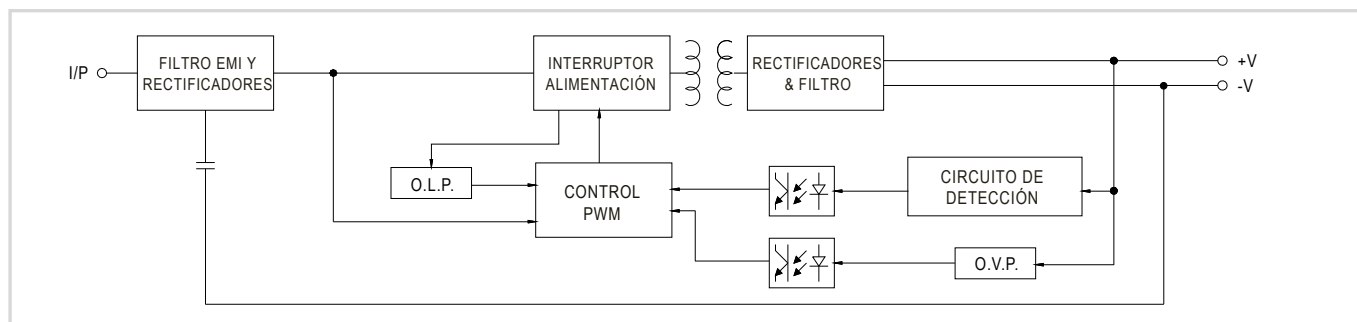
Adecuado para LEDs o dispositivos relacionados con LEDs (como decoración LED o soportes publicitarios).

Parámetros

| Artículo | Voltaje | Rango entrada universal | Rango Frecuencia | Intensidad de salida | Potencia | Dimensiones | Eficiencia | Ruido y Rizado | Temperatura de trabajo |
|------------|---------|-------------------------|------------------|----------------------|----------|-------------|------------|----------------|------------------------|
| LPV-100-12 | 12V | 90 ~ 264VAC | 47 ~ 63HZ | 0 ~ 8.5A | 102W | 190x52x37mm | 85% | 120MVP-P | -25°C a 70°C |

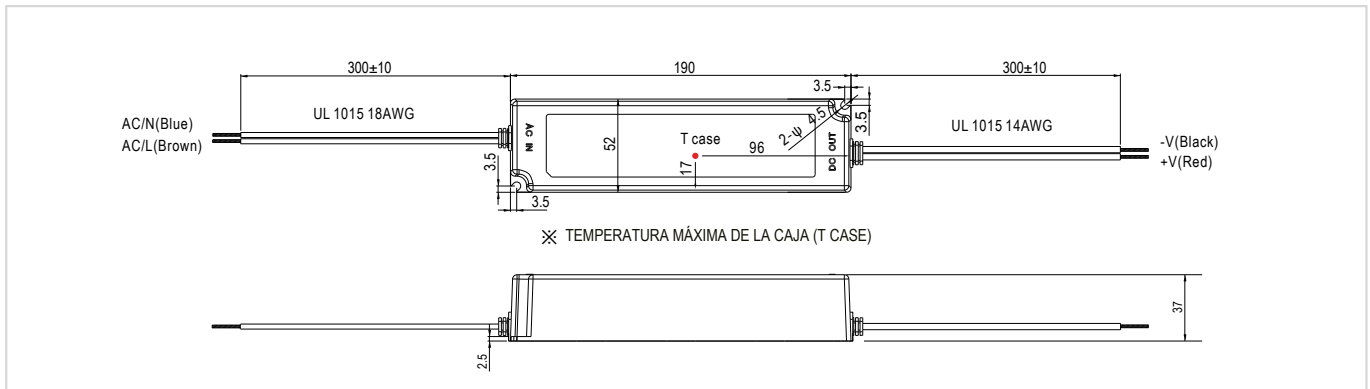
| Artículo | Voltaje | Rango entrada universal | Rango Frecuencia | Intensidad de salida | Potencia | Dimensiones | Eficiencia | Ruido y Rizado | Temperatura de trabajo |
|------------|---------|-------------------------|------------------|----------------------|----------|-------------|------------|----------------|------------------------|
| LPV-100-24 | 24V | 90 ~ 264VAC | 47 ~ 63HZ | 0 ~ 4.2A | 100.8W | 190x52x37mm | 88% | 150MVP-P | -25°C a 70°C |

Diagrama de bloques

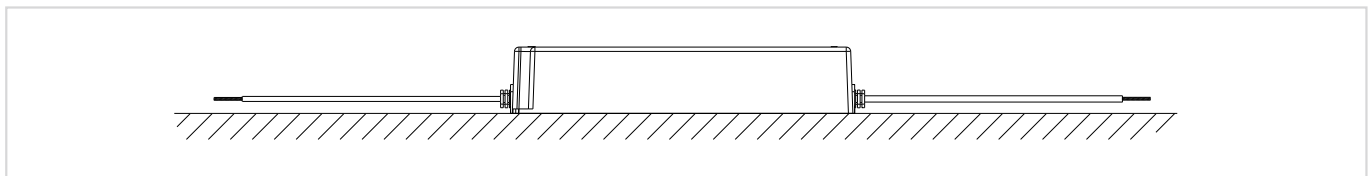




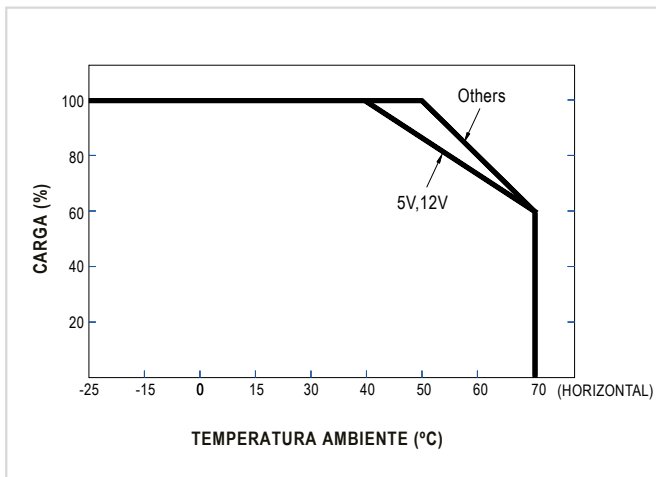
Dimensiones (unidades en mm)



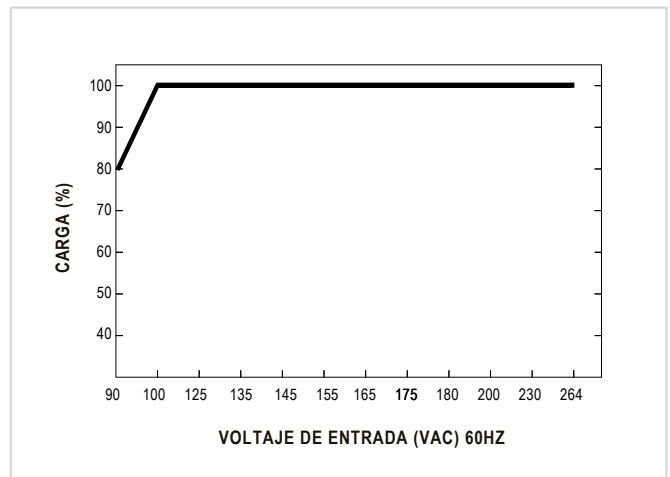
Orientación recomendada de montaje



Reducción de la curva



Estática





Otros datos ofrecidos por Mean Well

SPECIFICATION

| MODEL | LPV-100-5 | LPV-100-12 | LPV-100-15 | LPV-100-24 | LPV-100-36 | LPV-100-48 | |
|--------------|---|--|--------------------------|----------------|--------------|--------------|--------------|
| OUTPUT | DC VOLTAGE | 5V | 12V | 15V | 24V | 36V | 48V |
| | RATED CURRENT | 12A | 8.5A | 6.7A | 4.2A | 2.8A | 2.1A |
| | CURRENT RANGE | 0 ~ 12A | 0 ~ 8.5A | 0 ~ 6.7A | 0 ~ 4.2A | 0 ~ 2.8A | 0 ~ 2.1A |
| | RATED POWER | 60W | 102W | 100.5W | 100.8W | 100.8W | 100.8W |
| | RIPPLE & NOISE (max.) Note.2 | 80mVp-p | 120mVp-p | 120mVp-p | 150mVp-p | 150mVp-p | 150mVp-p |
| | VOLTAGE TOLERANCE Note.3 | ±8.0% | ±5.0% | | | | |
| | LINE REGULATION | ±1.0% | | | | | |
| | LOAD REGULATION | ±6.0% | ±2.0% | | | | |
| | SETUP, RISE TIME Note.6 | 2000ms, 25ms / 230VAC 2000ms, 25ms / 115VAC | | | | | |
| | HOLD UP TIME (Typ.) | 50ms/230VAC | 14ms/115VAC at full load | | | | |
| INPUT | VOLTAGE RANGE Note.4 | 90 ~ 264VAC | 127 ~ 370VDC | | | | |
| | FREQUENCY RANGE | 47 ~ 63Hz | | | | | |
| | EFFICIENCY (Typ.) | 80% | 85% | 87% | 88% | 88% | 89% |
| | AC CURRENT | 2.2A/115VAC 1.2A/230VAC | | | | | |
| | INRUSH CURRENT(Typ.) | COLD START 75A(twidth=700µs measured at 50% Ipeak) at 230VAC | | | | | |
| | MAX. No. of PSUs on 16A CIRCUIT BREAKER | 2 units (circuit breaker of type B) / 3 units (circuit breaker of type C) at 230VAC | | | | | |
| PROTECTION | LEAKAGE CURRENT | 0.25mA / 240VAC | | | | | |
| | OVERLOAD | 110 ~ 150% rated output power Protection type : Hiccup mode, recovers automatically after fault condition is removed | | | | | |
| | OVER VOLTAGE | 5.75 ~ 6.75V | 13.8 ~ 16.2V | 17.25 ~ 20.25V | 27.6 ~ 32.4V | 41.4 ~ 48.6V | 55.2 ~ 64.8V |
| ENVIRONMENT | WORKING TEMP. | -25 ~ +70°C (Refer to "Derating Curve") | | | | | |
| | WORKING HUMIDITY | 20 ~ 90% RH non-condensing | | | | | |
| | STORAGE TEMP., HUMIDITY | -40 ~ +80°C, 10 ~ 95% RH | | | | | |
| | TEMP. COEFFICIENT | ±0.03%/°C (0 ~ 50°C) | | | | | |
| | VIBRATION | 10 ~ 500Hz, 2G 10min./1cycle, period for 60min. each along X, Y, Z axes | | | | | |
| SAFETY & EMC | SAFETY STANDARDS | UL8750, CSA C22.2 No 250.13-12, UL879, CSA C22.2 No.207-M89, BIS IS15885(for LPV-100-12, LPV-100-24 only), EAC TP TC 004, IP67 approved. Design refer to EN60950-1 | | | | | |
| | WITHSTAND VOLTAGE | I/P-O/P:3KVAC | | | | | |
| | ISOLATION RESISTANCE | I/P-O/P:>100M Ohms / 500VDC / 25°C/ 70% RH | | | | | |
| | EMC EMISSION | Compliance to EN55032 (CISPR32) Class B, EN61000-3-2 Class A(≤ 80% load), EN61000-3-3, EAC TP TC 020 | | | | | |
| | EMC IMMUNITY | Compliance to EN61000-4-2,3,4,5,6,8,11; EN55024, light industry level, criteria A, EAC TP TC 020 | | | | | |
| OTHERS | MTBF | 703Khrs min. MIL-HDBK-217F (25°C) | | | | | |
| | DIMENSION | 190*52*37mm (L*W*H) | | | | | |
| | PACKING | 0.63Kg;20pcs/13.6Kg/0.55CUFT | | | | | |
| NOTE | <ol style="list-style-type: none"> All parameters NOT specially mentioned are measured at 230VAC input, rated load and 25°C of ambient temperature. Ripple & noise are measured at 20MHz of bandwidth by using a 12" twisted pair-wire terminated with a 0.1uf & 47uf parallel capacitor. Tolerance : includes set up tolerance, line regulation and load regulation. Derating may be needed under low input voltage. Please check the static characteristics for more details. The power supply is considered as a component that will be operated in combination with final equipment. Since EMC performance will be affected by the complete installation, the final equipment manufacturers must re-qualify EMC Directive on the complete installation again. Length of set up time is measured at first cold start. Turning ON/OFF the power supply may lead to increase of the set up time. The unit might not be suitable for lighting applications in EU countries. Please check with your local authorities for the possible use of the unit. Suitable for indoor use or outdoor use without direct sunlight exposure. | | | | | | |