



## Fuente LRS-35

Fuente de alimentación conmutada de salida única de 36W para interiores.



### Características

- Entrada Universal AC / Full Range.
- Resiste una entrada de sobretensión de 300VAC durante 5 segundos.
- Consumo de energía sin carga <0.2W.
- Tamaño reducido y perfil bajo de 1U.
- Funcionamiento a alta temperatura, hasta 70°C.
- Protecciones: Cortocircuito / Sobrecarga / Sobretensión.
- Formato caja de rejilla.
- Enfriamiento por convección de aire libre.
- Cumplimiento de las la normativas TUV EN60950-1, EN60335-1, EN61558-1 / -2-16, UL60950-1 y GB4943.
- Altitud de funcionamiento de hasta 5000 metros (Nota.8)
- Resiste la prueba de vibración 5G.
- Alta eficiencia, larga vida útil y alta fiabilidad.
- Indicador de encendido LED.
- Testado de quemado a 100% de carga.
- 3 años de garantía.
- Certificaciones: CCC cULus A CBCE



Producto de la firma:



### Aplicación

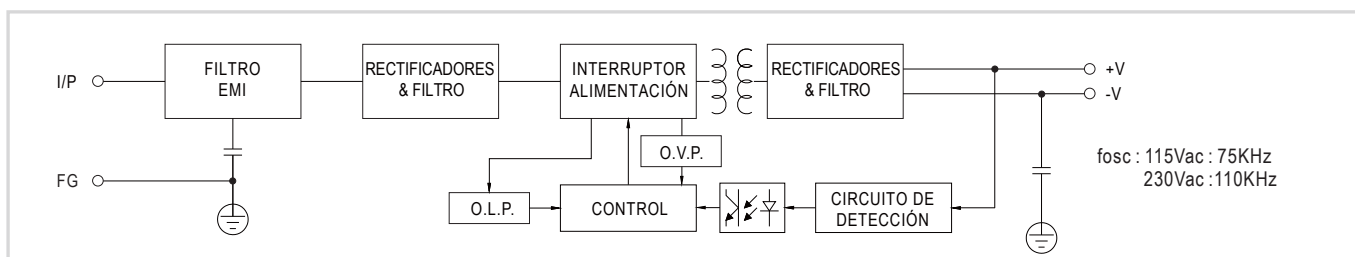
Máquinas de automatización industrial, sistemas de control industrial, equipos mecánicos y eléctricos, instrumentos, equipos o aparatos eléctricos y electrodomésticos.

### Parámetros

Artículo	Voltaje	Rango entrada universal	Rango Frecuencia	Tensión de salida	Intensidad de salida	Potencia	Dimensiones	Eficiencia	Consumo sin carga	Ruido y Rizado	Temperatura de trabajo
LRS-35-12	12V	85-264VCA	47 ~ 63HZ	10.2 ~ 13.8VCC	0 ~ 3A	36W	99x82x30mm	86%	<0,2W	120MVP-P	-30°C a 70°C

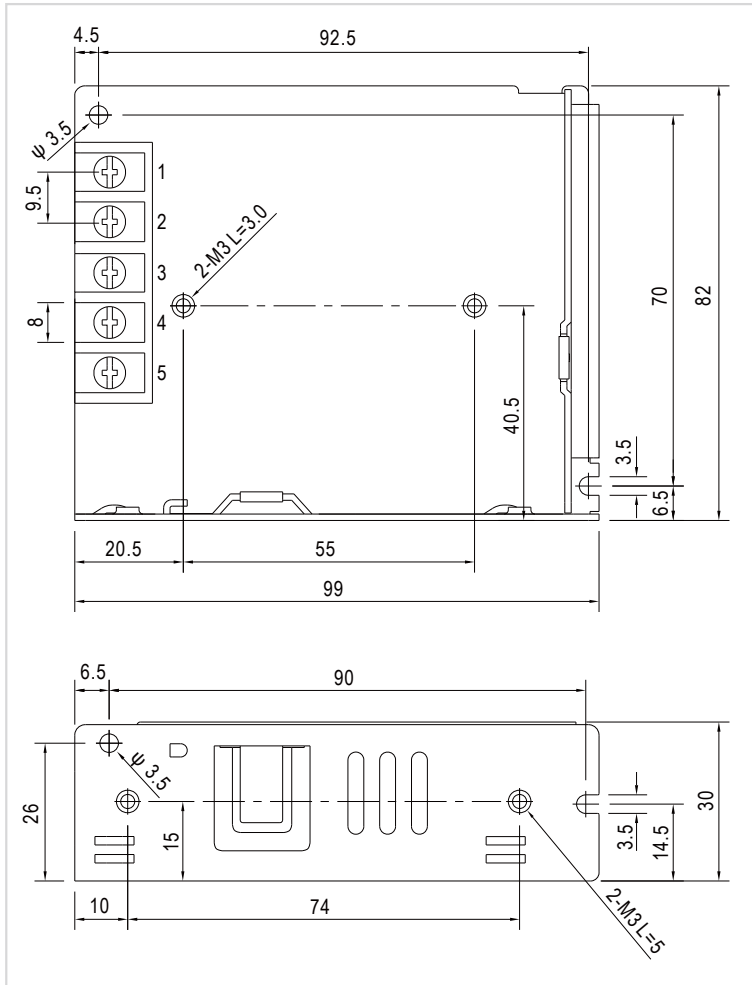
Artículo	Voltaje	Rango entrada universal	Rango Frecuencia	Tensión de salida	Intensidad de salida	Potencia	Dimensiones	Eficiencia	Consumo sin carga	Ruido y Rizado	Temperatura de trabajo
LRS-35-24	24V	85-264VCA	47 ~ 63HZ	21.6 ~ 28.8VCC	0 ~ 1.5A	36W	99x82x30mm	88%	<0,2W	150MVP-P	-30°C a 70°C

### Diagrama de bloques





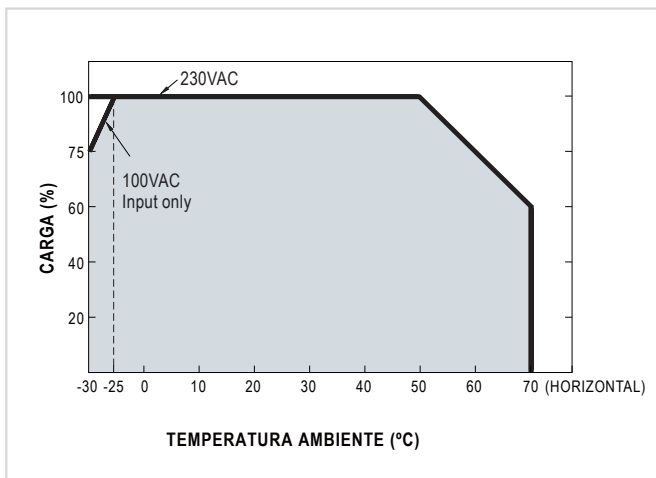
## Dimensiones (unidades en mm)



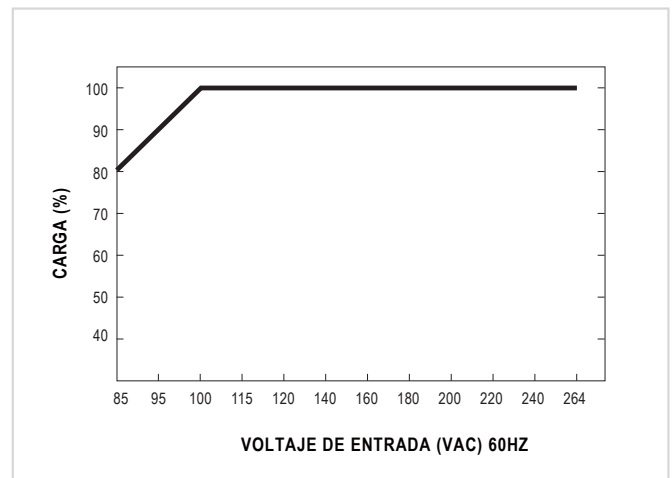
## Asignación N° Pin - Terminal

N° Pin	Asignación	N° Pin	Asignación
1	AC/L	4	DC OUTPUT -V
2	AC/N	5	DC OUTPUT +V
3	FG $\perp$		

## Reducción de la curva



## Estática





## Otros datos ofrecidos por Mean Well

### SPECIFICATION

MODEL	LRS-35-5	LRS-35-12	LRS-35-15	LRS-35-24	LRS-35-36	LRS-35-48	
OUTPUT	DC VOLTAGE	5V	12V	15V	24V	36V	48V
	RATED CURRENT	7A	3A	2.4A	1.5A	1A	0.8A
	CURRENT RANGE	0 ~ 7A	0 ~ 3A	0 ~ 2.4A	0 ~ 1.5A	0 ~ 1A	0 ~ 0.8A
	RATED POWER	35W	36W	36W	36W	36W	38.4W
	RIPPLE & NOISE (max.) Note.2	80mVp-p	120mVp-p	120mVp-p	150mVp-p	200mVp-p	200mVp-p
	VOLTAGE ADJ. RANGE	4.5 ~ 5.5V	10.2 ~ 13.8V	13.5 ~ 18V	21.6 ~ 28.8V	32.4 ~ 39.6V	43.2 ~ 52.8V
	VOLTAGE TOLERANCE Note.3	±2.0%	±1.0%	±1.0%	±1.0%	±1.0%	±1.0%
	LINE REGULATION Note.4	±0.5%	±0.5%	±0.5%	±0.5%	±0.5%	±0.5%
	LOAD REGULATION Note.5	±1.0%	±0.5%	±0.5%	±0.5%	±0.5%	±0.5%
	SETUP, RISE TIME	1000ms, 30ms/230VAC    2000ms, 30ms/115VAC at full load					
HOLD UP TIME (Typ.)	30ms/230VAC    12ms/115VAC at full load						
INPUT	VOLTAGE RANGE	85 ~ 264VAC    120 ~ 373VDC					
	FREQUENCY RANGE	47 ~ 63Hz					
	EFFICIENCY (Typ.)	82%	86%	86%	88%	88%	89%
	AC CURRENT (Typ.)	0.7A/115VAC    0.42A/230VAC					
	INRUSH CURRENT (Typ.)	COLD START 45A/230VAC					
	LEAKAGE CURRENT	<0.75mA / 240VAC					
PROTECTION	OVER LOAD	110 ~ 150% rated output power Protection type : Hiccup mode, recovers automatically after fault condition is removed					
	OVER VOLTAGE	5.75 ~ 6.9V	13.8 ~ 16.2V	18.75 ~ 21.75V	28.8 ~ 33.6V	41.4 ~ 48.6V	55.2 ~ 64.8V
ENVIRONMENT	WORKING TEMP.	-30 ~ +70°C (Refer to "Derating Curve")					
	WORKING HUMIDITY	20 ~ 90% RH non-condensing					
	STORAGE TEMP., HUMIDITY	-40 ~ +85°C, 10 ~ 95% RH					
	TEMP. COEFFICIENT	±0.03%/°C (0 ~ 50°C)					
	VIBRATION	10 ~ 500Hz, 5G 10min./1cycle, 60min. each along X, Y, Z axes					
SAFETY & EMC (Note 9)	SAFETY STANDARDS	UL60950-1, TUV EN60950-1, EN60335-1, EN61558-1/-2-16, CCC GB4943 approved					
	WITHSTAND VOLTAGE	I/P-O/P:3.75KVAC    I/P-FG:2KVAC    O/P-FG:1.25KVAC					
	ISOLATION RESISTANCE	I/P-O/P, I/P-FG, O/P-FG:100M Ohms / 500VDC / 25°C / 70% RH					
	EMC EMISSION	Compliance to EN55022 (CISPR22), GB9254 Class B, EN55014, EN61000-3-2,-3					
	EMC IMMUNITY	Compliance to EN61000-4-2,3,4,5,6,8,11, EN61000-6-2 (EN50082-2), heavy industry level, criteria A					
OTHERS	MTBF	763.6K hrs min.    MIL-HDBK-217F (25°C)					
	DIMENSION	99*82*30mm (L*W*H)					
	PACKING	0.23Kg ; 60pcs/14.8Kg/0.88CUFT					
NOTE	<ol style="list-style-type: none"> <li>All parameters NOT specially mentioned are measured at 230VAC input, rated load and 25°C of ambient temperature.</li> <li>Ripple &amp; noise are measured at 20MHz of bandwidth by using a 12" twisted pair-wire terminated with a 0.1uf &amp; 47uf parallel capacitor.</li> <li>Tolerance : includes set up tolerance, line regulation and load regulation.</li> <li>Line regulation is measured from low line to high line at rated load.</li> <li>Load regulation is measured from 0% to 100% rated load.</li> <li>Length of set up time is measured at cold first start. Turning ON/OFF the power supply very quickly may lead to increase of the set up time.</li> <li>5V when the load factor 0~50%, the switching power less is reduced by burst operation, which will cause ripple and ripple noise to go beyond the specifications.</li> <li>The ambient temperature derating of 5°C/1000m is needed for operating altitude greater than 2000m(6500ft).</li> <li>The power supply is considered a component which will be installed into a final equipment. All the EMC tests are been executed by mounting the unit on a 360mm*360mm metal plate with 1mm of thickness. The final equipment must be re-confirmed that it still meets EMC directives. For guidance on how to perform these EMC tests, please refer to "EMI testing of component power supplies." (as available on <a href="http://www.meanwell.com">http://www.meanwell.com</a>)</li> </ol>						